



Amplifiers

	STEREO AMPLIFIER 5+5W	Ref.	Color
	<p>5W+5W / 4+4 Ohm amplifier in stereo configuration or 8W / 8 Ohm in mono configuration. Automatic switch On/Off from the control unit. Can be attached automatically to the back of any 5" loudspeaker.</p>	13102	N/A
	AUXILIARY AMPLIFIER 10+10W	Ref.	Color
	<p>In-ceiling amplifier. Stereo output 10W+10W (4Ω), 5W+5W (8Ω), 2,5W+2,5W (16Ω) compatible with KBSOUND STAR, KBSOUND BT Kits and Control Unit 328X1.</p>	13204A	N/A
	POWER AMPLIFIER 15+15W	Ref.	Color
	<p>15+15W power amplifier on 8+8 Ohms in stereo setting or 30W on 16 Ohms in mono. Automatic switch-on and off from control unit. Surface housing installation in ref. 18205 or 18305</p>	13203	white
	Power Supply Frame	Ref.	Color
	<p>Frame for power supply and power amplifier.</p>	19501	N/A
	100V Transformer	Ref.	Color
	<p>Transformer for 100V line which can be connected to 5" and 16 ohm speakers. Three power strengths selectable by connector: 0.74W / 1.5W / 3W.</p>	13701	N/A







ACCESSORIES

Auxiliary Power Supplies

30W Power supply white		Ref.	Color
	30W - 15Vdc/2A Power supply unit. LED light up when in use. Inputs for remote turning on and off of all the Control Units of the installation. Automatic turning on and off the sound sources connected to the power socket. Use as primary or auxiliary power source.	11204	white
12W Power supply		Ref.	Color
	Transformer for 100V line which can be connected to 5" and 16 ohm speakers. Three power strengths selectable by connector: 0.74W / 1.5W / 3W.	11391	N/A
15V/8W ceiling power supply		Ref.	Color
	15Vdc/0,53A. ceiling power supply.	11298	N/A

Control Unit frames

Glass Frame		Ref.	Color
	The perfect glass finished frames to enhance the look of our In Wall Bluetooth Audio Receiver & Audio Control Unit.	19105	<input type="checkbox"/>
External dimensions in mm: 85 x 85		19155	<input checked="" type="checkbox"/>
		19185	<input type="checkbox"/>
			
Plastic Frame 45x45		Ref.	Color
	Front trim with metallic chassis for a single Control Unit.	19102	<input type="checkbox"/>
External dimensions in mm: 80 x 80		19152	<input checked="" type="checkbox"/>
		19182	<input type="checkbox"/>
	 = 10 ud.		

Two modules Control Unit frame		Ref.	Color
--------------------------------	--	------	-------



Rectangular frame with metallic chassis for two Control Units modules. To be placed in two modules built-in housing case ref. 18202.

19104
19154

Lid 1 module		Ref.	Color
--------------	--	------	-------



Lid for one Control Unit module and all types of frames.

18102
18152

Light Switch Adaptors

	Ref.	Color
--	------	-------

Adapter for ABB BUSH JAEGER (Balance S1), BERKER (S1, B3), GIRA (E2, Event, System 55)



ABS adapter. Galvanized metallic chassis to adapt 45X45 modules to ABB BUSH JAEGER (Balance S1), BERKER S1, B3 // GIRA E2, EVENT, SISTEM 55 Series.

14906
14956

Adapter for BERKER B1-B7, ELKO LOGUS90, HAGER KALLISTO, MERTEN M1, SIMON-28



ABS adapter. Galvanized metallic chassis to adapt the 45 X 45 modules to BERKER B- 1,B7//ELKO LOGUS90//HAGER KALLISTO// MERTER SCHNEIDER M1//SIMON-28.

14103
14153

Adapter for BERKER CLIPTEC, ARSYS, MODUL2








ABS adapter. Galvanized metallic chassis to adapt 45 x 45 modules to BERKER Cliptec, Arsys and Modul 2 Series.

14902
14952



ACCESSORIES

		Ref.	Color
Adapter for BJC-SOL TEIDE, ROOM			
	Galvanized chassis to adapt 45 X 45 modules to BJC Sol Teide and Room Series	14401	N/A
Adapter for BJC (Iris/Aura/Coral/Magna/Mega) - MERTEN (M-Plan II), NIESSSEN Sky, SIEMENS (Delta Vita, Plus, Miro), SIMON (27-29-31-82-82 Nature-88-88Detail)			
		14102	N/A
Adapter for BJC-IBIZA			
	ABS adapter. Galvanized metallic chassis to adapt 45 x 45 modules to BJC Ibiza Series.	14402 14452	<input type="checkbox"/> <input checked="" type="checkbox"/>
Adjusted for BTICINO-LIVING/LIGHT/LUNA universal box (2 modules)			
	With the own Bticino chassis. Galvanized of the Face covers of 45 x 45 modules to adjusted to Living, Light Internacional Series and Luna Series.	14591	N/A
Adapter for BTICINO-LIVING/LIGHT Series (4 elements)			
	Galvanized metallic chassis to adapt 45 x 45 modules to Bticino International Series.	14501	N/A
	Ref. 14592 Galvanized of the Face covers of the 45 x 45 modules adjusted to Living and Light International Series, Light Tech Series, Niessen Zenit Series.	14592	N/A
Adapter for BTICINO-AXOLUTE			
	Galvanized metallic chassis to adapt 45 x 45 modules to Bticino Axolute.	14503	N/A

Adapter for EFAPEL - Apolo series



Galvanized metallic chassis to adapt 45 x 45 modules to EFAPEL Apolo Series.


14602



14652



Adapter for EFAPEL-LOGUS



ABS adapter. Galvanized metallic chassis to adapt 45 x 45 modules to EfaPel Logus Series.

14603



14653



Adapter for EFAPEL-SIRIUS



ABS adapter. Galvanized metallic chassis to adapt 45 x 45 modules.

14601



Adapter for EUNEA/SCHNEIDER ELECTRIC - UNICA (Basic, Colors, Plus, Top and Quadro)




Galvanized metallic chassis to adapt 45 x 45 modules to Eunea/Schneider Electric Unica Series.

14904

N/A

Adapter for JUNG (ST 550, CD 500, CD Plus)



These adaptors are compatible with the ST 550, CD 500 and CD Plus Series.

14901



14951



14981





ACCESSORIES

		Ref.	Color
--	--	------	-------

Adapter for LEGRAND-PRESIDENTE



ABS adapter. Galvanized metallic chassis to adapt 45 x 45 modules to LEGRAND Presidente Series.

14301



Adapter for LEGRAND-MOSAIC 45



Galvanized metallic chassis to adapt 45 x 45 modules to LEGRAND Mosaic 45.

14302

N/A

Adapter for LEGRAND (Galea, Galea Life)



ABS adapter. Galvanized metallic chassis to adapt 45 x 45 modules to LEGRAND Galea-Galea Life Series.

14303



14353



14383



Adapter for LEGRAND-VALENA



ABS adapter. Galvanized metallic chassis to adapt 45 x 45 modules to LEGRAND Valena Series.

14305



14385



		Ref.	Color
--	--	------	-------

Adapter for NIESSEN-ARCO



ABS adapter. Galvanized metallic chassis to adapt 45 x 45 modules to NIESSEN Arco Series.

14205	<input type="checkbox"/>
14255	<input checked="" type="checkbox"/>
14285	<input type="checkbox"/>


Adapter for NIESSEN-OLAS



ABS adapter. Galvanized metallic chassis to adapt 45 x 45 modules to NIESSEN Olas Series.

14216	<input type="checkbox"/>
14256	<input checked="" type="checkbox"/>
14286	<input type="checkbox"/>

Adapter for NIESSEN-STYLO



Galvanized metallic chassis to adapt 45 x 45 modules to NIESSEN Stylo Series.

14204	N/A
14291	N/A

Ref. 14291. Galvanized of the Face covers of 45 x 45 modules adjusted to Stylo Series.

Adapter for NIESSEN-ZENIT



Galvanized metallic chassis to adapt 45 x 45 modules to NIESSEN Zenit Series.

14207	N/A
-------	-----

Ref. 14592. Galvanized of the Face covers of 45 x 45 modules adjusted to Zenit Series.

Adapter for NIESSEN-TACTO



Set of face cover and ABS NISSEN Tacto Series adapter for control unit two channels ref. 32191 chassis included.

14702	<input type="checkbox"/>
-------	--------------------------

Set of face cover and ABS NISSEN Tacto Series adapter for control unit one channel and FM tuner ref. 32196 chassis included.

14706	<input type="checkbox"/>
-------	--------------------------



ACCESSORIES

		Ref.	Color
--	--	------	-------

Adapter for SIMON-75



ABS adapter. Galvanized metallic chassis to adapt

14101



45 x 45 modules to SIMON 75 Series.

14151



14181



Adapter for SIMON 27 Neos



Galvanized metallic chassis to adapt 45 x 45 modules to SIMON 27, 29, 31, 82 and 88 Series.

14104

N/A

Adapter for UK modules 50x50



Adapter for UK modules 50x50.

14905



Adapter for VIMAR Eikon, Arke, Plana and BS



Adapter for VIMAR Eikon, Arke, Plana and BS.

14907



white

black

grey aluminum

New

Available while stock last

Preinstallation

		Ref.	Color
Straight surface housing for power supplies			
	Wood surface housing for one or two Control Units with rectangular frames.	18305	white
Surface housing case for In-Wall Wi-Fi Soundaround Controller			
	Surface housing case for In-Wall Wi-Fi Soundaround Controller.	18307	white
Straight surface housing 1 module			
	Straight surface housing case for 1 module with square frames.	18303	white
Straigh surface housing 2 modules			
	A.B.S. Straight surface housingcase for two modules with square frame.	18301	white
Curve surface housing Central unit			
	ABS surface housing to place the set of Power Supply + Central Unit together with face cover ref. 194 05.	18506	white



ACCESSORIES

Built-in housing case 1 module



Built-in housing case for one Control Unit.

18201

N/A

Built-in housing case for one module



Built-in housing case for one module together with power supply ref. 11391 .

18210

N/A

Built-in housing case 2 or 3 modules



Built-in housing case for two or three Control units.

18202

N/A

Built-in housing case Central Units



Built-in housing case for compact Central Units.

18203

N/A

Built-in housing case Power Supply



Built-in housing case fastened by screws for Power Supply units and Power Amplifiers.

18205

N/A

Built-in housing case



Built-in housing case for Ref. 60201.

18214

N/A


white

black



grey aluminum

New

Available while stock last

		Ref.	Color
Lid for preinstalled built-in boxes		18104	white
Lid for 1 module (pre-installations)		18105	N/A
Lid for 2 modules (pre-installations)		18106	N/A

Connection cables

		Ref.	Color
Standard cable Line for sound and power supply (2x1 7x0.25) 100m		17105	N/A
2 RCA male connector to 2 RCA male connector (1m)		17201	N/A

ACCESSORIES

Ref.

Color

2 RCA male connector to 3.5 stereo JACK (1m)



2 RCA male connector to 3.5 stereo JACK (1m).

17202

N/A

3.5 Stereo JACK connector to 3.5 stereo JACK



3.5 Stereo JACK connector to 3.5 stereo JACK.

17203

N/A

RCA male adapter to 2 RCA female



RCA male adapter to 2 RCA female.

17204

N/A

white

black

grey aluminum

New

Available while stock last